

# A P P A R A T U S



TARNISHED SILVER

## CYLINDER : SCONCE

### REFERENCE

PROPORTION AND UTILITY  
WALTER DE MARIA


### COMPOSITION

FUNCTIONAL, DIRECTIONAL LIGHTING  
MECHANICAL JOINT  
PRIMARY OR SECONDARY LIGHT SOURCE

# A P P A R A T U S



AGED BRASS



AGED BRASS

# A P P A R A T U S

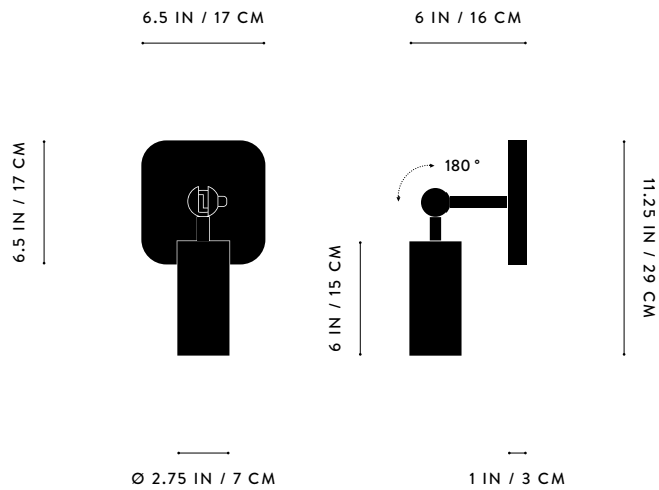


AGED BRASS



AGED BRASS

# A P P A R A T U S



## DIMENSIONS

## WEIGHT

## PRICE

## VOLTAGE

## CONTROL

## LAMPING

## BULB INCLUDED

## BULB LIFE

## DEPOSIT

## BALANCE

## LEAD TIME

## CYLINDER : SCONCE

11.25 H, 6.5 W, 6 D IN

29 H, 17 W, 15 D CM

APPROX: 6 LBS / 3 KG

FROM \$1800

120-240

UL / CE

INTEGRATED DIMMER

INTEGRATED ON / OFF

NO INTEGRATED CONTROL

120V : MAX 9W

240V : MAX 7W

120V : GU10

7W DIMMABLE LED BULB

500 LUMENS

1800-3000K WARM DIM

240V : GU10 : WARM WHITE

5.5W DIMMABLE LED BULB

355 LUMENS

2700K

120V : 30,000 HOURS

240V : 40,000 HOURS

50% UPON ORDER

DUE PRIOR TO SHIPPING

PLEASE REFER TO WEBSITE


FINISHED AND ASSEMBLED BY HAND IN NY

DOMESTIC AND IMPORTED COMPONENTS

# A P P A R A T U S




AGED BRASS




OIL-RUBBED BRONZE




BLACKENED BRASS




TARNISHED SILVER



LEATHER - CANE



LEATHER - SADDLE




LEATHER - TAUPE



LEATHER - BLACK




SUEDE - ICE




SUEDE - PEWTER




SUEDE - BRONZE



SUEDE - SEPIA



SUEDE - JUNIPER



SUEDE - PLUM



SUEDE - BLACK

METAL

LEATHER

SUEDE

CYLINDER

AGED BRASS [WAXED]  
OIL-RUBBED BRONZE [WAXED]  
BLACKENED BRASS [WAXED]  
TARNISHED SILVER [LACQUERED] ADD 35%

CANE  
SADDLE  
TAUPE  
BLACK

ICE  
PEWTER  
BRONZE  
SEPIA  
JUNIPER  
PLUM  
BLACK

LEATHER AND SUEDE AVAILABLE FOR  
PENDANTS AND READING SCONCES ONLY